



How to GUIDE

Student: Start **Private** Course



Private Students start course

Before you begin

Log in

You must be logged into to E-Learn for you to access our public courses, click on the below link to login
<https://e-learn.tsarona.co.za/login/index.php>

Note: If you not yet registered, please see below

Registration

If this is your first time on E-Learn site then you must register. If you need help in to understand how to register, go to below link
<https://tsarona.co.za/e-learning/>

Step 1

Ensure that you have logged in with your username

Ensure that you are on that your dashboard is selected and that you are on your **Dashboard**

Step 2

Check if your course is now available on your dashboard

Note: Your teacher will enroll you and your course will now be available on your dashboard

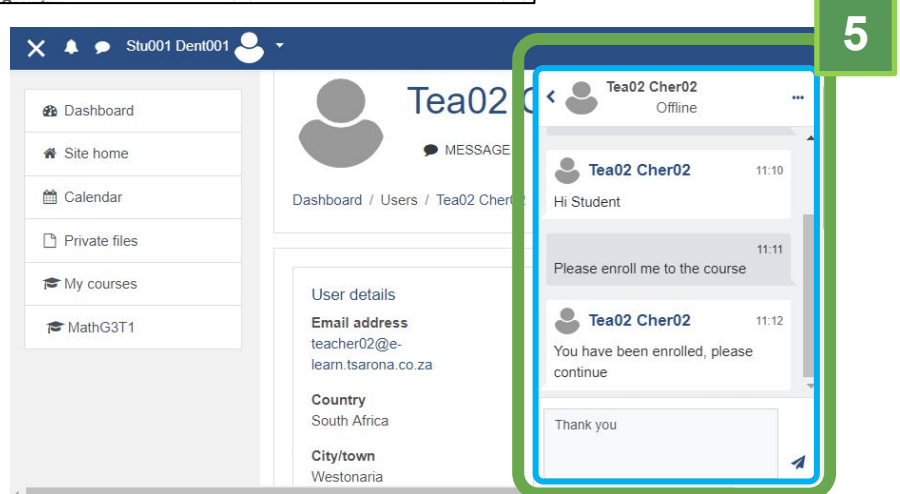
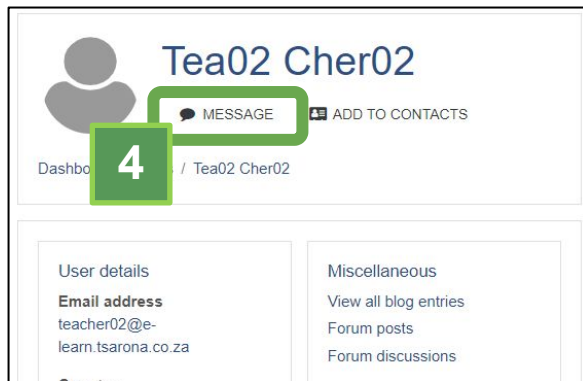
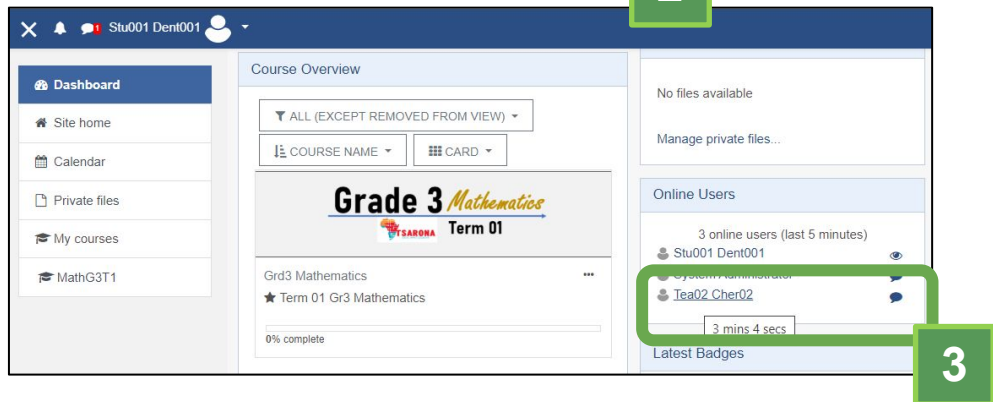
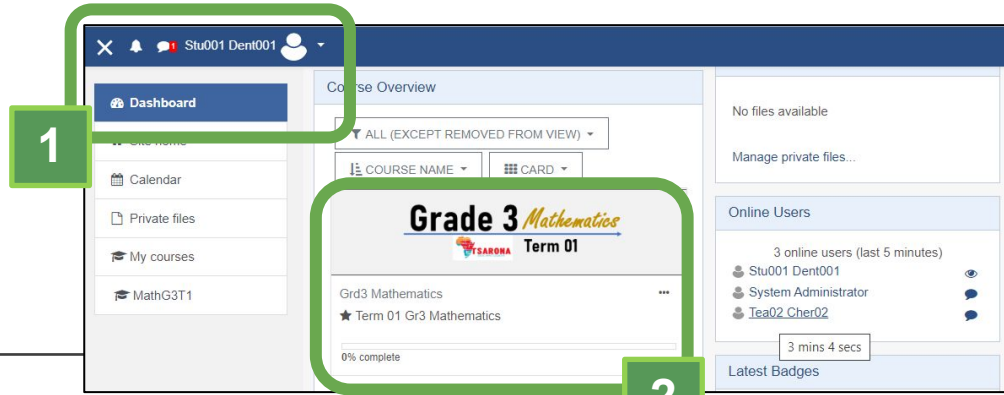
If you can see your course, Click on the course to begin, Please Jump to Step 7

If you cannot see the course proceed to **step 3**

Step 3

1. Find the name of your teacher on the **Online Users** window,
2. Click on the name of your Teacher

Note: If you are not able to find your teachers name on the List Please contact them telephonically



Private Students start course

Step 4

Click on the Message icon to start your communication with your teacher

Step 5

A chat screen will now be opened where you can send and receive message with your teacher and other students

Type and message and say "Hi Teacher"

Once your teacher has enrolled you on to the course, you will be able to see it in your **Dashboard** link in **step 8**

Step 6

Click on the Dashboard link as demonstrated in step 6 and then ensure that you are on the dashboard

Step 7

Identify the course that your teacher has enrolled you and click it as demonstrated in **step 7**

When clicking on the course it must redirect you to the Cours page as demonstrated in **Step 8**

Step 8

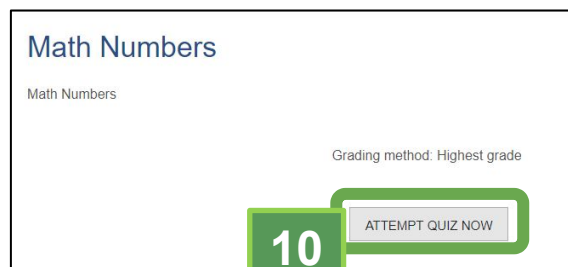
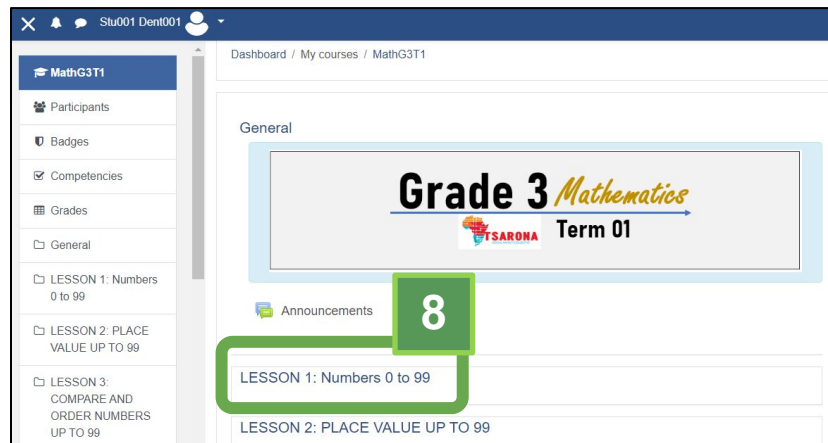
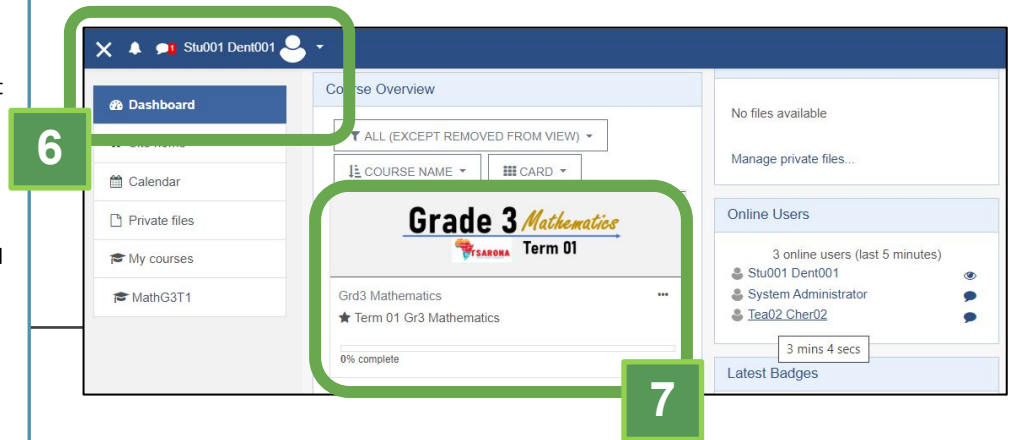
Select an activity in your course that you want to start with

Step 9

Select a quiz that you want to test yourself with

Step 10

You will now be able to see the details of the activity, read the activity material and then test yourself by clicking the "Attempt Quiz Now" Button



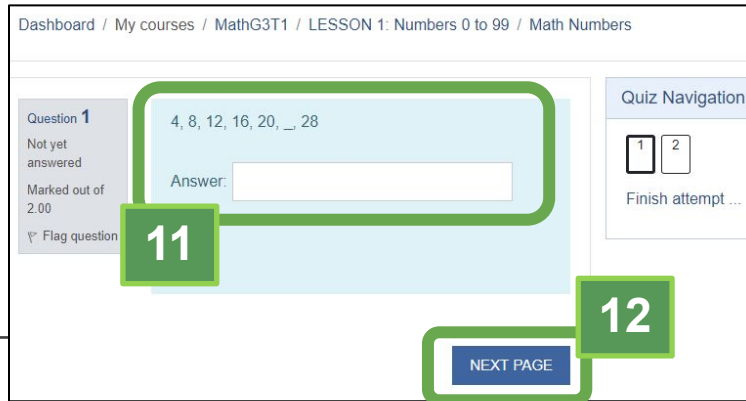
Step 11

Read the math's sum and understand the instruct that is given

Select your answer and then move to **step 12**

Step 12

Once you are done with your task click on the **"Next Page"** button



Dashboard / My courses / MathG3T1 / LESSON 1: Numbers 0 to 99 / Math Numbers

Question 1
Not yet answered
Marked out of 2.00
Flag question

4, 8, 12, 16, 20, __, 28

Answer:

Quiz Navigation

1 2

Finish attempt ...

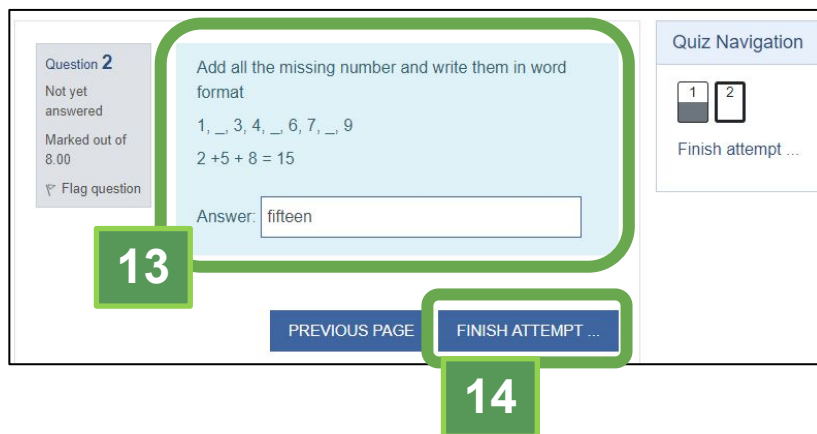
NEXT PAGE

Step 13

Complete the remaining questions with you answer correctly type in the text fields

Step 14

Once you are done, click on the **"Finish Attempt..."** button to continue



Question 2
Not yet answered
Marked out of 8.00
Flag question

Add all the missing number and write them in word format

1, __, 3, 4, __, 6, 7, __, 9

$2 + 5 + 8 = 15$

Answer: fifteen

Quiz Navigation

1 2

Finish attempt ...

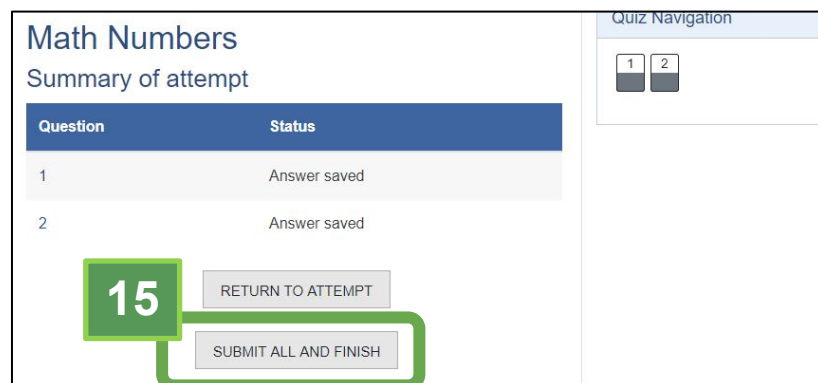
PREVIOUS PAGE

FINISH ATTEMPT ...

Step 15

You will now see a summary of all your attempts, show the number of tasks that you where given and how many of them you have answered, if you have not completed some, you can return to the questions so that you can answer them by clicking the **"Return to Attempt"** button.

However, If you have completed the activity and are happy with your results then please click on the **"Submit all and finish"** button to continue.



Math Numbers

Summary of attempt

Question	Status
1	Answer saved
2	Answer saved

Quiz Navigation

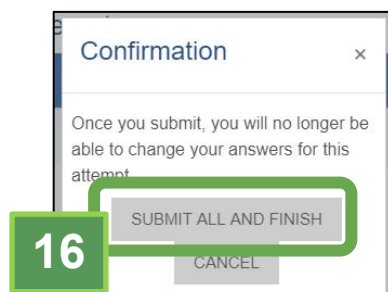
1 2

RETURN TO ATTEMPT

SUBMIT ALL AND FINISH

Step 16

On the confirmation dialog, click on the **"Submit all and finish"** button to complete your Test/Quiz



Confirmation

Once you submit, you will no longer be able to change your answers for this attempt.

SUBMIT ALL AND FINISH

CANCEL

Step 17

Now that you have completed your activity, you will see a list of all the test you have taken, with the result of your test, review your answers

Once you are satisfied with your review, you can click on **“Finish review”** link demonstrated on **Step 13**

Step 18

Navigate to the next course

For more information

Log in

You must be logged into to E-Learn for you to access our public courses, click on the below link to login

<https://e-learn.tsarona.co.za/login/index.php>

Note: If you not yet registered, please see below

Registration

If this is your first time on E-Learn site then you must register. If you need help in to understand how to register, go to below link

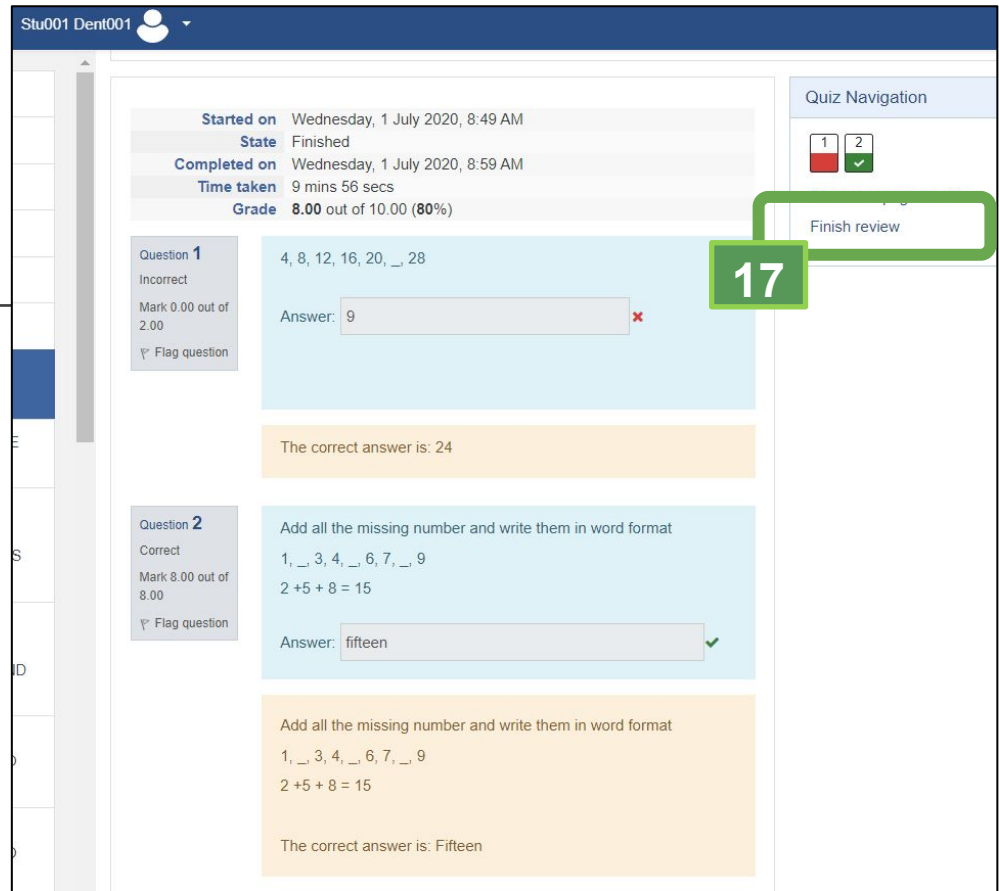
<https://tsarona.co.za/e-learning/>

Tutorials

For more tutorials, please visit <https://tsarona.co.za/e-learning/>

Contact Us

If you need any additional help, you can send us an email to e-learn.tsarona.co.za



Stu001 Dent001

Started on Wednesday, 1 July 2020, 8:49 AM
 State Finished
 Completed on Wednesday, 1 July 2020, 8:59 AM
 Time taken 9 mins 56 secs
 Grade 8.00 out of 10.00 (80%)

Quiz Navigation
 1 2
 Finish review

Question 1
 Incorrect
 Mark 0.00 out of 2.00
 Flag question

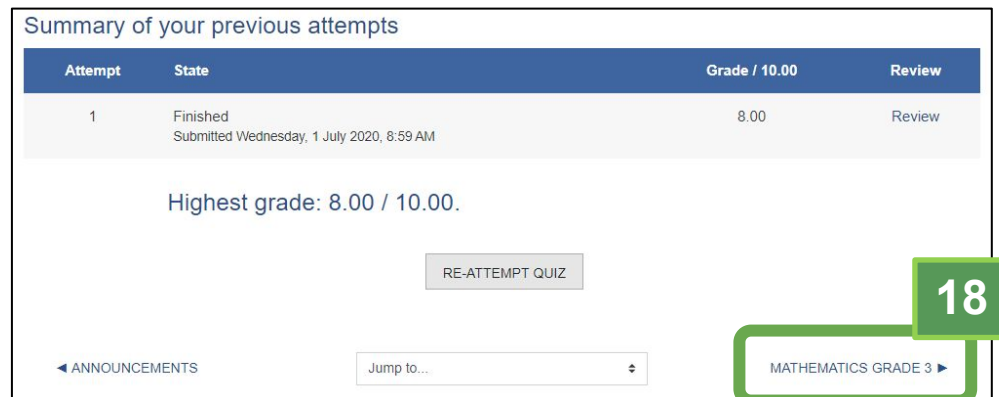
4, 8, 12, 16, 20, __, 28
 Answer: 9

The correct answer is: 24

Question 2
 Correct
 Mark 8.00 out of 8.00
 Flag question

Add all the missing number and write them in word format
 1, __, 3, 4, __, 6, 7, __, 9
 2 + 5 + 8 = 15
 Answer: fifteen

Add all the missing number and write them in word format
 1, __, 3, 4, __, 6, 7, __, 9
 2 + 5 + 8 = 15
 The correct answer is: Fifteen



Summary of your previous attempts

Attempt	State	Grade / 10.00	Review
1	Finished Submitted Wednesday, 1 July 2020, 8:59 AM	8.00	Review

Highest grade: 8.00 / 10.00.

RE-ATTEMPT QUIZ

ANNOUNCEMENTS Jump to... MATHEMATICS GRADE 3