



# How to GUIDE

---



# Registration

## Step 1

On your phone, tablet or PC, Select your favourite browser where you will insert the E Learn link

## Step 2

In the URL Bar enter the E-Learn Site "[e-learn.tsarona.co.za](https://e-learn.tsarona.co.za)" and press enter. The E-Learn Website will load as shown in the

## Step 3

Click on the "**Log in**" link, this will take you to the page where you can log in to E Learn. If you have not registered you will have to create a new account

## Step 4

Click on the "**Create New Account**" button as illustrated, this will allow you to register your new account so that you can access the E-Learn Platform



**Safari**  
Apple

MacOS, iOS



**Firefox**  
Mozilla

MacOS, MS Windows, Linux OS, Android OS



**Chrome**  
Google

MacOS, MS Windows, Linux OS, Android OS, Chrome OS



**Edge** new  
Microsoft

MS Windows, MacOS, iOS, Android OS



**Opera**  
Opera Software

MacOS, MS Windows, Linux OS, Android OS

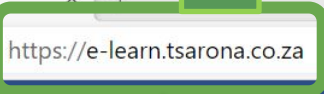


Open you favorite

1



2



Type in [e-learn.tsarona.co.za](https://e-learn.tsarona.co.za) And press enter

3

You are not logged in. (Log in)

Click Log in



You are not logged in.

### Login into your account

Username

Password

Username



Password

LOG IN

[Forgotten your username or password?](#)

Remember username

LOG IN AS A GUEST

4

Are you first time here?

If you do not have full access to this site, you first need to create an account.

CREATE NEW ACCOUNT

Click the Create New Account



# Registration

## Step 5

Welcome to the Registration Page, here you will enter your details, All you details have to be captured

**Username:** It must be unique

**Password:** Make sure you do not forget your password, also use some special characters

**Email:** If you do not have an Email address you can borrow from someone else, just make sure they are not also registered on E-Learn

**First Name:** Enter your name so that teachers and other students can communicate with you

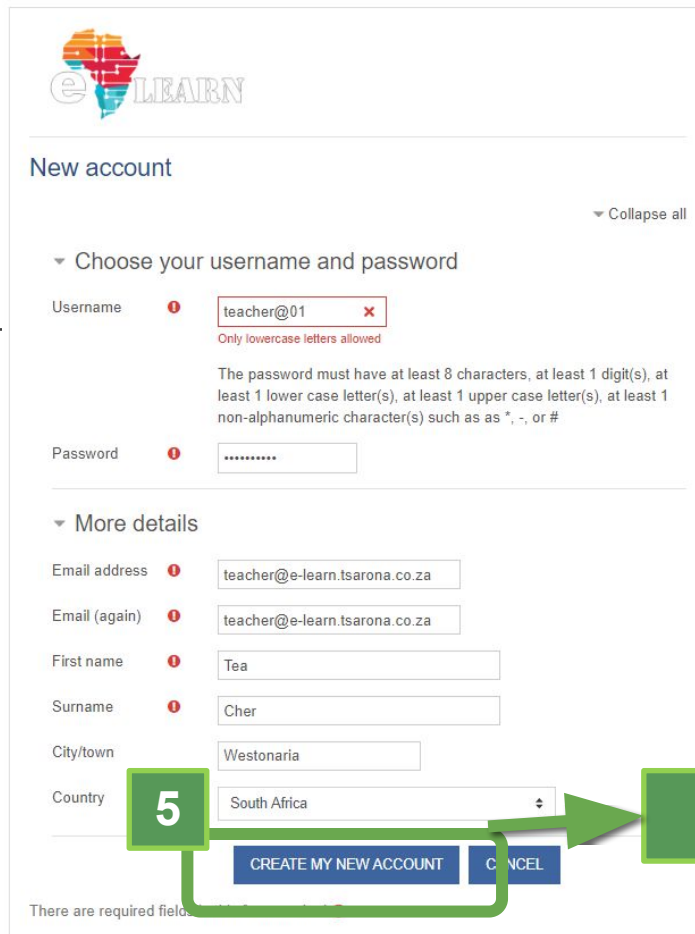
When clicked on the “**Create my new account**” button, ensure that you have entered the details correctly. If details are entered in correctly, check the details you have entered and look for

**Note :** If you are not able to create, look for the error on the page and read the error

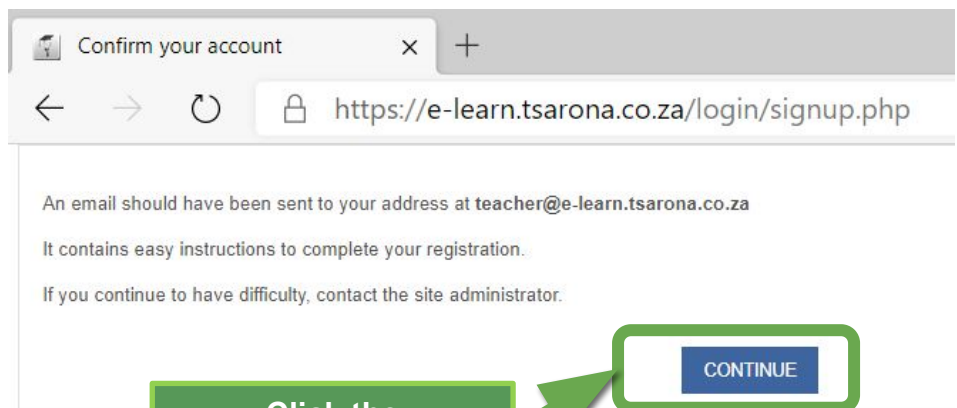


## Step 6

After you have clicked on the “**Create my new account**” button, you will be redirected to the **Confirm your account** Screen. Click the continue button and go to your Email to check the email sent to you by Tsarona. Details about the email confirmation will be in the next page



Open you favorite



Click the Create New Account

# Registration

## Step 7

Go to your email and check if you have received an email from Tsarona for account confirmation. If you have received this email, proceed to **step 8**

## Step 8

Click the link highlighted in **step 8**, if it does not allow you to click it, copy the link and paste in a browser URL and click enter

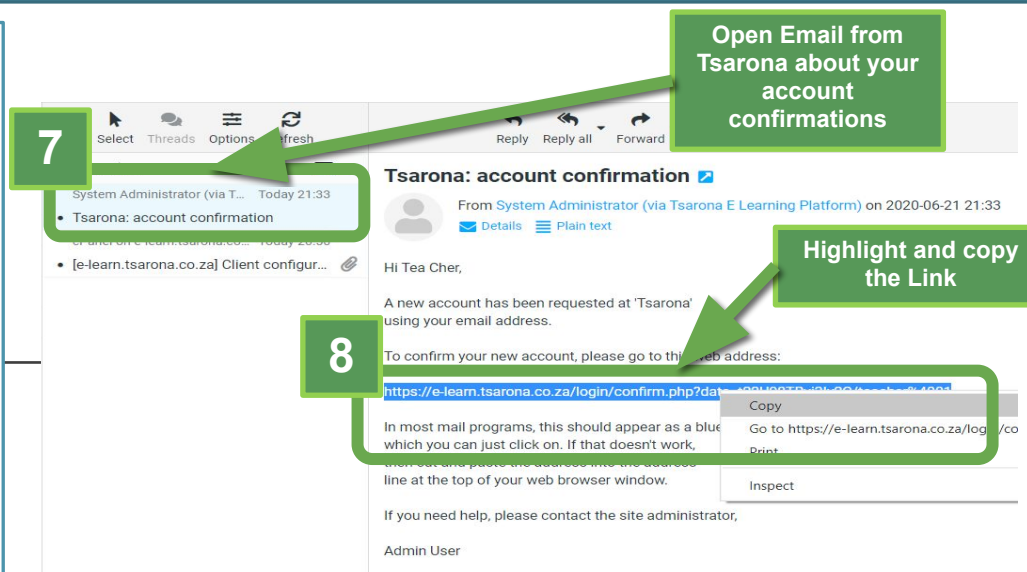
## Step 9

You can either use "Ctrl + V" or right click and select Paste and then click enter, the page will load

## Step 10

Click the continue button and you will be logged in E-Learn.

Congratulations, registration is now complete



**7** Open Email from Tsarona about your account confirmations

**8** Highlight and copy the Link

**Tsarona: account confirmation**

From System Administrator (via Tsarona E Learning Platform) on 2020-06-21 21:33

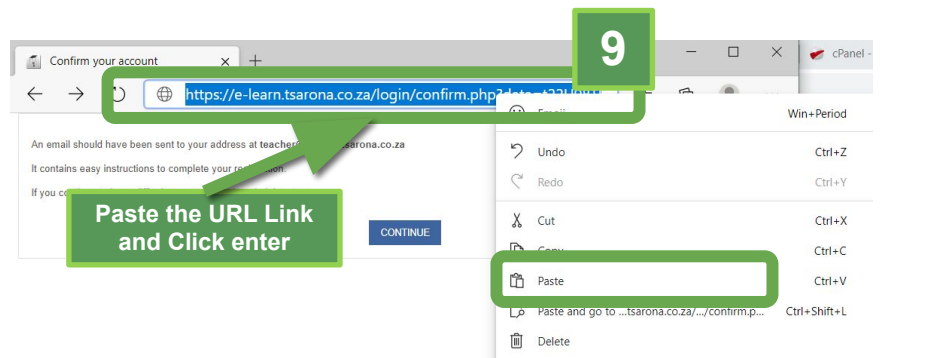
Hi Tea Cher,

A new account has been requested at 'Tsarona' using your email address.

To confirm your new account, please go to the web address:  
<https://e-learn.tsarona.co.za/login/confirm.php?data=...>

In most mail programs, this should appear as a blue link which you can just click on. If that doesn't work, you can copy and paste the address into the address line at the top of your web browser window.

If you need help, please contact the site administrator,  
Admin User



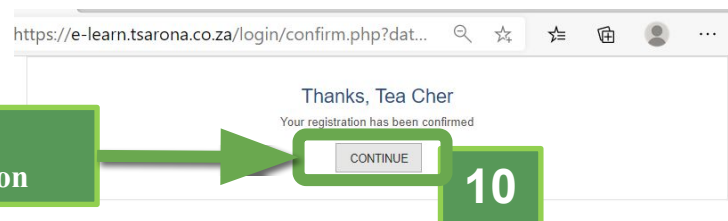
**9** Paste the URL Link and Click enter

**10** Click the Continue button

Confirm your account

<https://e-learn.tsarona.co.za/login/confirm.php?data=...>

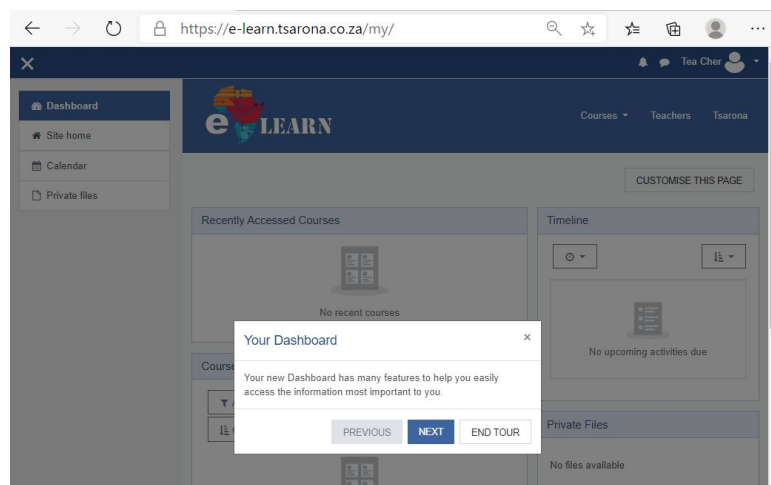
An email should have been sent to your address at teacher@tsarona.co.za. It contains easy instructions to complete your registration. If you cannot find the email, please contact the site administrator.



**10** Click the Continue button

Thanks, Tea Cher

Your registration has been confirmed



<https://e-learn.tsarona.co.za/my/>

Tea Cher

Dashboard

Site home

Calendar

Private files

Recently Accessed Courses

Timeline

Your Dashboard

Your new Dashboard has many features to help you easily access the information most important to you.

PREVIOUS NEXT END TOUR